

Alfa Revival Cup Mugello Racing Weekend Prove Ufficiali

Provisional Classification

No Drivers	Team	Car	Cl.	Time	Lap Total	Gap	Kph
1 23 M. SALOMONE / G. BARRI	Alfa Delta OKP	1750 GTAm	G2 TC 200i	2:11.306	7 7	- -	143.8
2 87 D. BERTINELLI	Alfa Delta OKP	1750 GTAm	G2 TC 200i	2:12.819	4 9	+1.513 +1.513	142.2
3 306 M. GUERRA / M. GUERRA	Carrera Team	Giulia Sprint GTA	I GR 5 160C	2:12.983	10 10	+1.677 +0.164	142.0
4 69 B. LABER / L. STOJETZ	Formula GT	1750 GTAm	G2 TC 200i	2:13.766	2 2	+2.460 +0.783	141.2
5 326 A. MORTEO / L. MORAMARCO	Irpinia Northwest Jolly	Alfetta GT Turbodelta	I GTS 2800	2:14.337	2 3	+3.031 +0.571	140.6
6 12 G. SORDI / M. SORDI	Alfa Delta OKP	1750 GTAm	G2 TC 200i	2:14.489	9 11	+3.183 +0.152	140.4
7 105 A. PERFETTI	Alfa Delta OKP	1750 GTAm	G2 TC 200i	2:14.903	10 10	+3.597 +0.414	140.0
8 116 F. MONGUZZI	Scuderia Biondetti	1750 GTAm	G2 TC 200i	2:15.200	4 12	+3.894 +0.297	139.7
9 77 . WALTER BEN / R. RESTELLI	Alfa Delta OKP	Giulia Sprint GTA	I GR 5 160C	2:15.306	5 12	+4.000 +0.106	139.6
10 1 P. BACHOFEN / D. INHELDER	Alfa Delta OKP	1750 GTAm	G2 TC 200i	2:16.629	13 13	+5.323 +1.323	138.2
11 88 F. PANTALEO / M. GUERRA	Carrera Team	1750 GTAm	G2 TC 200i	2:16.769	2 10	+5.463 +0.140	138.1
12 356 C. BARBOLINI CIONINI	Circolo della Biella	1750 GTAm	G2 TC 200i	2:17.084	13 13	+5.778 +0.315	137.7
13 93 H. LUGINBUEHL	Formula GT	1750 GTAm	G2 TC 200i	2:17.675	2 12	+6.369 +0.591	137.1
14 27 A. FRANCESCHETTI	Formula GT	1750 GTAm	G2 TC 200i	2:18.509	10 10	+7.203 +0.834	136.3
15 80 U. BRUSTIO / M. BRUSTIO	Alfa Delta OKP	1750 GTAm	G2 TC 200i	2:20.096	10 11	+8.790 +1.587	134.8
16 11 F. SICCARDI	Alfa Delta OKP	1750 GTAm	G2 TC 200i	2:20.680	8 8	+9.374 +0.584	134.2
17 138 F. MONSEN	Alfa Delta OKP	Giulia Sprint GTA	G2 GTS 16i	2:20.719	8 12	+9.413 +0.039	134.2
18 163 A. SAINI / P. PRALLER	Formula GT	Giulia Sprint GTA	G1 GR 5 160C	2:22.485	7 8	+11.179 +1.766	132.5
19 30 F. BURATTI / M. BETTATI	Carrera Team	Giulia Sprint GTA	I GR 5 160C	2:22.486	4 12	+11.180 +0.001	132.5
20 188 F. ZAMUNER / A. MERZARIO	Alfa Delta OKP	Giulia Sprint GTA	G2 GTS 16i	2:22.678	4 8	+11.372 +0.192	132.3
21 16 G. BENEDINI / B. FERRARI	Carrera Team	Giulia Sprint GTA	F TC 1600	2:26.590	12 12	+15.284 +3.912	128.8
22 125 G. SERIO / F. MISCHIS	Carrera Team	Giulia Sprint GTA	F TC 1600	2:27.818	9 12	+16.512 +1.228	127.7
23 151 A. KARDOL	Alfa Race Team	GT Veloce 2000	H2 TC 200C	2:29.711	8 11	+18.405 +1.893	126.1
24 28 S. CARBONE	Gatti Team	GT Veloce 2000	H1 T 2000	2:39.487	8 10	+28.181 +9.776	118.4
25 42 G. BARDELLI / N. CIPPONE	Eclat Racing ASD	Alfetta GT America	1 TC 2000	2:44.469	3 5	+33.163 +4.982	114.8
26 112 A. PALMA / G. MAGGIO	Carrera Team	GT Veloce 2000	H1 T 2000	2:49.067	2 7	+37.761 +4.598	111.7
27 10 E. MORTEO / A. MORTEO	Irpinia Northwest Jolly	Giulietta TI	E TC 1300	2:49.575	2 6	+38.269 +0.508	111.3
28 7 R. LONARDI	Scuderia Nuvolari	Giulietta Spider Veloce	E GTS 1300C	2:50.117	3 6	+38.811 +0.542	111.0

Fastest Lap: Lap 7 Mario SALOMONE **2:11.306** 143.8 Kph

DRIVER #88 LAP 4 TIME DELETED DUE TO TRACK LIMITS AT T5
DRIVER #105 LAP 7 TIME DELETED DUE TO TRACK LIMITS AT T14

Published at:

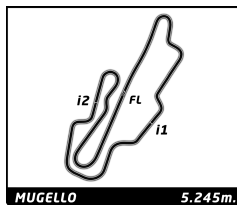
Track Status: **DRY**

Direttore di Gara:

CANU Antonio
Lic. 52925

Il DS Cronometraggio

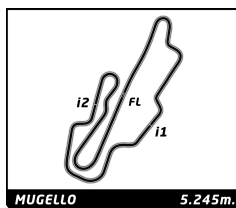
INNOCENTI Chiara
Lic. 523246



Alfa Revival Cup Mugello Racing Weekend Prove Ufficiali

Best Sector Times

Sector 1		Sector 2		Sector 3		No Team	Class	Ideal Lap	Best Lap		
No	Driver	Time	No	Driver	Time	No					
1	23 M.SALOMONE	44.203	23 M.SALOMONE	39.831	87 D.BERTINELLI	47.261	1	23 Alfa Delta OKP	G2 TC 2000	2:11.306	2:11.306 (1)
2	326 A.MORTEO	44.535	105 A.PERFETTI	39.953	23 M.SALOMONE	47.272	2	87 Alfa Delta OKP	G2 TC 2000	2:12.440	2:12.819 (2)
3	105 A.PERFETTI	44.845	87 D.BERTINELLI	40.263	306 M.GUERRA	47.502	3	105 Alfa Delta OKP	G2 TC 2000	2:12.510	2:14.903 (7)
4	87 D.BERTINELLI	44.916	306 M.GUERRA	40.373	69 B.LABER	47.603	4	306 Carrera Team	I GR 5 1600	2:12.983	2:12.983 (3)
5	306 M.GUERRA	45.108	12 G.SORDI	40.730	88 F.PANTALEO	47.623	5	69 Formula GT	G2 TC 2000	2:13.766	2:13.766 (4)
6	116 F.MONGUZZI	45.212	77 WALTER BEN	40.761	326 A.MORTEO	47.630	6	12 Alfa Delta OKP	G2 TC 2000	2:13.976	2:14.489 (6)
7	69 B.LABER	45.278	69 B.LABER	40.885	105 A.PERFETTI	47.712	7	326 Irpinia Northwest Jolly	I GTS 2800	2:14.047	2:14.337 (5)
8	12 G.SORDI	45.504	116 F.MONGUZZI	41.243	12 G.SORDI	47.742	8	116 Scuderia Biondetti	G2 TC 2000	2:14.219	2:15.200 (8)
9	88 F.PANTALEO	45.752	88 F.PANTALEO	41.440	116 F.MONGUZZI	47.764	9	88 Carrera Team	G2 TC 2000	2:14.815	2:16.769 (11)
10	1 P.BACHOFEN	46.160	356 C.BARBOLINI CIONINI	41.751	1 P.BACHOFEN	48.111	10	77 Alfa Delta OKP	I GR 5 1600	2:15.306	2:15.306 (9)
11	77 WALTER BEN	46.195	93 H.LUGINBUEHL	41.865	77 WALTER BEN	48.350	11	1 Alfa Delta OKP	G2 TC 2000	2:16.407	2:16.629 (10)
12	356 C.BARBOLINI CIONINI	46.484	326 A.MORTEO	41.882	93 H.LUGINBUEHL	48.470	12	356 Circolo della Biella	G2 TC 2000	2:16.799	2:17.084 (12)
13	93 H.LUGINBUEHL	46.671	1 P.BACHOFEN	42.136	356 C.BARBOLINI CIONINI	48.564	13	93 Formula GT	G2 TC 2000	2:17.006	2:17.675 (13)
14	27 A.FRANCESCHETTI	46.904	138 F.MONSEN	42.654	27 A.FRANCESCHETTI	48.853	14	27 Formula GT	G2 TC 2000	2:18.505	2:18.509 (14)
15	80 U.BRUSTIO	47.068	27 A.FRANCESCHETTI	42.748	138 F.MONSEN	49.267	15	138 Alfa Delta OKP	G2 GTS 1600	2:19.548	2:20.719 (17)
16	11 F.SICCARDI	47.585	188 F.ZAMUNER	43.000	80 U.BRUSTIO	49.551	16	80 Alfa Delta OKP	G2 TC 2000	2:19.641	2:20.096 (15)
17	138 F.MONSEN	47.627	80 U.BRUSTIO	43.022	11 F.SICCARDI	49.906	17	11 Alfa Delta OKP	G2 TC 2000	2:20.680	2:20.680 (16)
18	163 A.SAINI	48.049	11 F.SICCARDI	43.189	163 A.SAINI	50.052	18	30 Carrera Team	I GR 5 1600	2:21.772	2:22.486 (19)
19	30 F.BURATTI	48.178	30 F.BURATTI	43.257	30 F.BURATTI	50.337	19	188 Alfa Delta OKP	G2 GTS 1600	2:22.176	2:22.678 (20)
20	188 F.ZAMUNER	48.519	163 A.SAINI	44.148	188 F.ZAMUNER	50.657	20	163 Formula GT	I GR 5 1600	2:22.249	2:22.485 (18)
21	125 G.SERIO	49.621	16 G.BENEDINI	44.620	16 G.BENEDINI	51.178	21	16 Carrera Team	F TC 1600	2:25.445	2:26.590 (21)
22	16 G.BENEDINI	49.647	125 G.SERIO	45.042	125 G.SERIO	51.831	22	125 Carrera Team	F TC 1600	2:26.494	2:27.818 (22)
23	151 A.KARDOL	50.293	151 A.KARDOL	46.758	151 A.KARDOL	52.660	23	151 Alfa Race Team	H2 TC 2000	2:29.711	2:29.711 (23)
24	28 S.CARBONE	53.581	28 S.CARBONE	48.207	28 S.CARBONE	56.839	24	28 Gatti Team	H1 T 2000	2:38.627	2:39.487 (24)
25	42 G.BARDELLI	54.589	10 E.MORTEO	50.525	42 G.BARDELLI	56.976	25	42 Eclat Racing ASD	I TC 2000	2:43.806	2:44.469 (25)
26	112 A.PALMA	56.822	112 A.PALMA	50.721	112 A.PALMA	58.906	26	112 Carrera Team	H1 T 2000	2:46.449	2:49.067 (26)
27	7 R.LONARDI	56.948	42 G.BARDELLI	52.241	10 E.MORTEO	1:00.469	27	10 Irpinia Northwest Jolly	E TC 1300	2:49.329	2:49.575 (27)
28	10 E.MORTEO	58.335	7 R.LONARDI	52.495	7 R.LONARDI	1:00.603	28	7 Scuderia Nuvolari	E GTS 1300	2:50.046	2:50.117 (28)



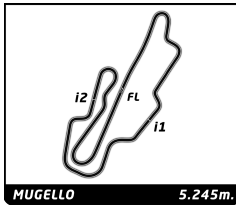
Alfa Revival Cup

Mugello Racing Weekend

Prove Ufficiali

Best Top Speed

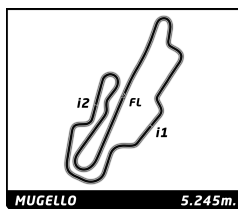
Team	Car	Class	Top Speed Driver	Top 1		Top 2		Top 3		Top 4		Top 5	
				Kph	Lap	Kph	Lap	Kph	Lap	Kph	Lap	Kph	Lap
326 Ipinia Northwest Jolly	Alfetta GT Turbodelta	I GTS 2800	A. MORTEO	226.5	3	225.1	2	125.1	1				192,2
116 Scuderia Biondetti	1750 GTAm	G2 TC 2000	F. MONGUZZI	208.7	8	208.3	11	98.5	6				171,8
69 Formula GT	1750 GTAm	G2 TC 2000	B. LABER	205.9	2	90.4	1						148,2
27 Formula GT	1750 GTAm	G2 TC 2000	A. FRANCESCHETTI	204.0	2	202.5	3	201.0	5	200.6	8	200.2	7 201,7
12 Alfa Delta OKP	1750 GTAm	G2 TC 2000	G. SORDI	203.6	11	202.5	10	202.5	2	200.2	6	200.2	3 201,8
87 Alfa Delta OKP	1750 GTAm	G2 TC 2000	D. BERTINELLI	203.6	3	203.2	9	202.8	5	202.5	4	202.5	8 202,9
105 Alfa Delta OKP	1750 GTAm	G2 TC 2000	A. PERFETTI	203.6	2	203.2	7	201.7	3	199.9	10	178.5	8 197,4
11 Alfa Delta OKP	1750 GTAm	G2 TC 2000	F. SICCARDI	200.6	4	200.2	5	198.0	7	197.7	2	192.4	3 197,8
93 Formula GT	1750 GTAm	G2 TC 2000	H. LUGINBUEHL	200.2	12	199.5	8	198.8	11	198.4	2	198.0	3 199,0
356 Circolo della Biella	1750 GTAm	G2 TC 2000	C. BARBOLINI GIONINI	199.9	7	197.3	10	197.3	8	197.0	13	197.0	5 197,7
23 Alfa Delta OKP	1750 GTAm	G2 TC 2000	M. SALOMONE	199.5	7	192.4	2	192.4	3	184.9	4	134.7	6 180,8
306 Carrera Team	Giulia Sprint GTA	I GR 5 1600	M. GUERRA	199.5	5	198.0	7	197.0	4	195.9	3	194.1	10 196,9
1 Alfa Delta OKP	1750 GTAm	G2 TC 2000	P. BACHOFEN	198.8	13	197.3	7	197.0	8	197.0	2	196.6	10 197,3
80 Alfa Delta OKP	1750 GTAm	G2 TC 2000	U. BRUSTIO	198.8	10	195.9	4	195.2	11	194.8	9	194.1	3 195,8
88 Carrera Team	1750 GTAm	G2 TC 2000	F. PANTALEO	197.3	10	197.0	3	197.0	7	197.0	8	195.9	9 196,8
77 Alfa Delta OKP	Giulia Sprint GTA	I GR 5 1600	WALTER BEN	195.5	6	192.8	5	191.1	4	188.4	3	188.1	8 191,2
16 Carrera Team	Giulia Sprint GTA	F TC 1600	G. BENEDINI	193.5	12	191.1	4	190.1	7	189.7	11	188.7	10 190,6
151 Alfa Race Team	GT Veloce 2000	H2 TC 2000	A. KARDOL	190.4	8	186.8	7	186.8	5	185.5	3	184.3	2 186,8
30 Carrera Team	Giulia Sprint GTA	I GR 5 1600	F. BURATTI	188.4	4	185.8	8	185.8	7	185.5	12	185.5	5 186,2
163 Formula GT	Giulia Sprint GTA	G1 GR 5 1600	A. SAINI	188.1	7	187.8	6	186.8	8	179.7	2	173.7	4 183,2
138 Alfa Delta OKP	Giulia Sprint GTA	G2 GTS 1600	F. MONSEN	187.4	8	187.1	11	186.5	12	185.2	5	184.3	3 186,1
188 Alfa Delta OKP	Giulia Sprint GTA	G2 GTS 1600	F. ZAMUNER	186.5	7	181.8	8	180.6	2	180.0	5	179.1	4 181,6
125 Carrera Team	Giulia Sprint GTA	F TC 1600	G. SERIO	182.4	7	181.8	8	180.9	12	180.9	5	180.0	10 181,2
42 Eclat Racing ASD	Alfetta GT America	I TC 2000	G. BARDELLI	171.2	4	170.7	3	86.8	1	86.7	2	52.6	5 113,6
112 Carrera Team	GT Veloce 2000	H1 T 2000	A. PALMA	163.2	2	142.9	5	141.2	4	139.9	3	136.9	7 144,8
28 Gatti Team	GT Veloce 2000	H1 T 2000	S. CARBONE	162.3	10	158.9	5	158.9	9	158.7	8	157.3	4 159,2
7 Scuderia Nuvolari	Giulietta Spider Veloce	E GTS 1300	R. LONARDI	156.4	6	153.6	3	152.7	2	84.9	5	83.9	1 126,3
10 Ipinia Northwest Jolly	Giulietta TI	ETC 1300	E. MORTEO	144.4	3	143.8	2	143.6	6	97.4	5	96.3	4 125,1



Alfa Revival Cup Mugello Racing Weekend Prove Ufficiali

Fastest Lap Sequence

Elapsed	No Team	Car	Class	Driver	Time	Kph	Lap
5:15.538	1 Alfa Delta OKP	1750 GTAm	G2 TC 2000	Peter BACHOFEN	2:17.815	137.0	2
5:35.696	87 Alfa Delta OKP	1750 GTAm	G2 TC 2000	Daide BERTINELLI	2:17.358	137.5	2
5:43.688	105 Alfa Delta OKP	1750 GTAm	G2 TC 2000	Ambrogio PERFETTI	2:17.275	137.5	2
5:46.365	116 Scuderia Biondetti	1750 GTAm	G2 TC 2000	Franco MONGUZZI	2:15.792	139.1	2
6:40.933	69 Formula GT	1750 GTAm	G2 TC 2000	Bernhard LABER	2:13.766	141.2	2
10:07.276	87 Alfa Delta OKP	1750 GTAm	G2 TC 2000	Daide BERTINELLI	2:12.819	142.2	4
21:40.033	23 Alfa Delta OKP	1750 GTAm	G2 TC 2000	Mario SALOMONE	2:11.306	143.8	7

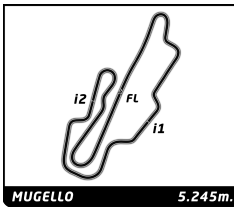


Alfa Revival Cup Mugello Racing Weekend Prove Ufficiali

Sector Analysis

— Invalidated Lap ■ Personal Best ■ Session Best B Crossing the pit lane

Lap	D	Time	Sector 1	Sector 2	Sector 3	Kph	Elapsed	Lap	D	Time	Sector 1	Sector 2	Sector 3	Kph	Elapsed	
1	Alfa Delta OKP 1750 GTAm 1. Peter BACHOFEN 2. Dario INHELDER G2 TC 2000							4	1	7:22.665	B	58.156	42.211	5:42.298	42.7	15:59.834
	5	1	2:34.592	1:01.003	43.380	50.209	122.1	18:34.426								
	6	1	2:16.911	46.119	41.618	49.174	137.9	20:51.337								
	7	1	2:14.894	45.504	40.730	48.660	140.0	23:06.231								
	8	1	2:22.498	50.633	42.692	49.173	132.5	25:28.729								
	9	1	2:14.489	45.847	40.900	47.742	140.4	27:43.218								
	10	1	2:14.556	45.644	40.900	48.012	140.3	29:57.774								
	11	1	2:15.056	45.702	41.046	48.308	139.8	32:12.830								
	1	1	2:57.723	1:12.142	50.902	54.679	106.2	2:57.723								
	2	1	2:17.815	46.160	42.394	49.261	137.0	5:15.538								
	3	1	2:18.274	46.489	42.256	49.529	136.6	7:33.812								
	4	1	2:18.225	46.466	42.380	49.379	136.6	9:52.037								
	5	1	3:08.561	B	50.872		100.1	13:00.598								
	6	1	4:41.710	3:07.998	44.111	49.601	67.0	17:42.308								
7	1	2:19.704	47.373	43.267	49.064	135.2	20:02.012									
8	1	2:17.324	46.792	42.136	48.396	137.5	22:19.336									
9	1	2:20.937	46.698	43.541	50.698	134.0	24:40.273									
10	1	2:18.096	47.174	42.164	48.758	136.7	26:58.369									
11	1	2:23.790	50.865	43.795	49.130	131.3	29:22.159									
12	1	2:17.760	46.918	42.347	48.495	137.1	31:39.919									
13	1	2:16.629	46.224	42.294	48.111	138.2	33:56.548									
7	Scuderia Nuvolari Giulietta Spider Veloce 1. Roberto LONARDI E GTS 1300							1	1	3:43.470	1:39.443	1:00.085	1:03.942	84.5	3:43.470	
	2	1	2:52.673	58.516	53.538	1:00.619	109.4	6:36.143								
	3	1	2:50.117	56.948	52.566	1:00.603	111.0	9:26.260								
	4	1	6:00.770	B	1:00.392	54.698	4:05.680	52.3	15:27.030							
	5	1	3:09.139	1:11.552	56.187	1:01.400	99.8	18:36.169								
	6	1	2:52.689	57.763	52.495	1:02.431	109.3	21:28.858								
	10	1	3:41.999	1:45.119	54.728	1:02.152	85.1	3:41.999								
2	1	2:49.575	58.581	50.525	1:00.469	111.3	6:31.574									
3	1	4:00.665	B	58.335		78.5	10:32.239									
4	1	5:19.867	B	1:12.400	55.975	3:11.492	59.0	15:52.106								
5	1	3:07.324	1:08.961	55.062	1:03.301	100.8	18:59.430									
6	1	2:55.285	59.757	53.470	1:02.058	107.7	21:54.715									
10	Irpinia Northwest Jolly Giulietta TI 1. Emanuele MORTEO 2. Alessandro MORTEO E TC 1300							1	1	2:59.979	1:13.482	51.649	54.848	104.9	2:59.979	
	2	1	2:29.594	49.898	47.108	52.588	126.2	5:29.573								
	3	1	2:41.312	49.809	49.315	1:02.188	117.1	8:10.885								
	4	1	7:03.268	B	52.087	50.322	5:20.859	44.6	15:14.153							
	5	1	1:47.520	B	1:05.956		175.6	17:01.673								
	6	1	2:27.054	54.235	43.181	49.638	128.4	19:28.727								
	7	1	2:11.306	44.203	39.831	47.272	143.8	21:40.033								
23	Alfa Delta OKP 1750 GTAm 1. Mario SALOMONE 2. Giacomo BARRI G2 TC 2000							1	1	3:03.660	1:22.485	47.312	53.863	102.8	3:03.660	
	2	1	2:34.392	49.073	50.476	54.843	122.3	5:38.052								
	3	1	3:19.357	B	46.904	44.586	1:47.867	94.7	8:57.409							
	4	1	2:43.272	58.469	49.081	55.722	115.6	11:40.681								
	5	1	2:11.950	B	47.980		143.1	13:52.631								
	6	1	4:00.959	2:21.596	47.049	52.314	78.4	17:53.590								
	7	1	2:19.067	47.075	42.983	49.009	135.8	20:12.657								
8	1	2:29.186	50.362	48.173	50.651	126.6	22:41.843									
9	1	2:23.084	47.214	43.252	52.618	132.0	25:04.927									
10	1	2:18.509	46.908	42.748	48.853	136.3	27:23.436									
27	Formula GT 1750 GTAm 1. Alberto FRANCESCHETTI G2 TC 2000							1	1	3:31.712	1:58.563	43.878	49.271	89.2	3:31.712	
	2	1	2:16.633	46.821	41.701	48.111	138.2	5:48.345								
	3	1	2:48.824	B	46.218	43.086	1:19.520	111.8	8:37.169							
	1	1	3:08.149	1:15.497	53.314	59.338	100.4	3:08.149								
	2	1	2:43.139	54.950	50.338	57.851	115.7	5:51.288								
	3	1	2:43.146	55.274	50.347	57.525	115.7	8:34.434								
	1	1	4:01.670	2:09.108	56.712	55.850	78.1	4:01.670								
2	1	2:22.525	47.728	43.809	50.988	132.5	6:24.195									
3	1	2:23.319	48.286	44.829	50.204	131.7	8:47.514									
4	1	2:35.510	48.081	51.009	56.420	121.4	11:23.024									
5	1	4:18.571	B	48.237	53.259	2:37.075	73.0	15:41.595								
6	1	2:46.079	1:02.041	48.718	55.320	113.7	18:27.674									
7	1	2:23.581	48.181	44.094	51.306	131.5	20:51.255									
8	1	2:20.680	47.585	43.189	49.906	134.2	23:11.935									
11	Alfa Delta OKP 1750 GTAm 1. Francesco SICCARDI G2 TC 2000							1	1	3:08.149	1:15.497	53.314	59.338	100.4	3:08.149	
	2	1	2:43.139	54.950	50.338	57.851	115.7	5:51.288								
	3	1	2:43.146	55.274	50.347	57.525	115.7	8:34.434								
	1	1	3:08.660	1:22.485	47.312	53.863	102.8	3:03.660								
	2	1	2:34.392	49.073	50.476	54.843	122.3	5:38.052								
	3	1	3:19.357	B	46.904	44.586	1:47.867	94.7	8:57.409							
	4	1	2:43.272	58.469	49.081	55.722	115.6	11:40.681								
5	1	2:11.950	B	47.980		143.1	13:52.631									
6	1	4:00.959	2:21.596	47.049	52.314	78.4	17:53.590									
7	1	2:19.067	47.075	42.983	49.009	135.8	20:12.657									
8	1	2:29.186	50.362	48.173	50.651	126.6	22:41.843									
9	1	2:23.084	47.214	43.252	52.618	132.0	25:04.927									
10	1	2:18.509	46.908	42.748	48.853	136.3	27:23.436									
12	Alfa Delta OKP 1750 GTAm 1. Giulio SORDI 2. Mattia SORDI G2 TC 2000							1	1	3:08.149	1:15.497	53.314	59.338	100.4	3:08.149	
	2	1	2:43.139	54.950	50.338	57.851	115.7	5:51.288								
	3	1	2:43.146	55.274	50.347	57.525	115.7	8:34.434								
	1	1	3:08.660	1:22.485	47.312	53.863	102.8	3:03.660								
	2	1	2:34.392	49.073	50.476	54.843	122.3	5:38.052								
	3	1	3:19.357	B	46.904	44.586	1:47.867	94.7	8:57.409							
	4	1	2:43.272	58.469	49.081	55.722	115.6	11:40.681								
5	1	2:11.950	B	47.980		143.1	13:52.631									
6	1	4:00.959	2:21.596	47.049	52.314	78.4	17:53.590									
7	1	2:19.067	47.075	42.983	49.009	135.8	20:12.657									
8	1	2:29.186	50.362	48.173	50.651	126.6	22:41.843									
9	1	2:23.084	47.214	43.252	52.618	132.0	25:04.927									
10	1	2:18.509	46.908	42.748	48.853	136.3	27:23.436									
16	Carrera Team Giulia Sprint GTA 1. Giampaolo BENEDINI 2. Bruno FERRARI F TC 1600							1	1	3:08.149	1:15.497	53.314	59.338	100.4	3:08.149	
	2	1	2:43.139	54.950	50.338	57.851	115.7	5:51.288								
	3	1	2:43.146	55.274	50.347	57.525	115.7	8:34.434								
	1	1	3:25.115	1:37.678	51.230	56.207	92.1	3:25.115								
	2	1	2:32.882	53.279	47.342	52.261	123.5	5:57.997								
	3	1	2:29.664	50.943	46.773	51.948	126.2	8:27.661								
	4	1	2:32.428	52.108	47.011	53.309	123.9	11:00.089								
5	1	5:07.326	B	53.666	50.333	3:23.327	61.4	16:07.415								
6	1	2:42.171	1:00.766	47.876	53.529	116.4	18:49.586									
7	1	2:32.854	51.422	47.125	54.307	123.5	21:22.440									
8	1	2:28.322	50.215	45.374	52.733	127.3	23:50.762									
9	1	2:28.179	49.918	45.717	52.544	127.4	26:18.941									
10	1	2:27.751	50.171	44.977	52.603	127.8	28:46.692									
11	1	2:28.140	52.066	44.896	51.178	127.5	31:14.832									
12	1	2:26.590	49.647	44.620	52.323	128.8	33:41.422									
23	Alfa Delta OKP 1750 GTAm 1. Mario SALOMONE 2. Giacomo BARRI G2 TC 2000							1	1	3:03.660	1:22.485	47.312	53.863	102.8	3:03.660	
	2	1	2:34.392	49.073	50.476	54.843	122.3	5:38.052								
	3	1	3:19.357	B	46.904	44.586	1:47.867	94.7	8:57.409							
	4	1	2:43.272	58.469	49.081	55.722	115.6	11:40.681								
	5	1	2:11.950	B	47.980		143.1	13:52.631								
	6	1	4:00.959	2:21.596	47.049	52.314	78.4	17:53.590								
	7	1	2:19.067	47.075	42.983	49.009	135.8	20:12.657								
8	1	2:29.186	50.362	48.173	50.651	126.6	22:41.843									
9	1	2:23.084	47.214	43.252	52.618	132.0	25:04.927									
10	1	2:18.509	46.908	42.748	48.853	136.3	27:23.436									
27	Formula GT 1750 GTAm 1. Alberto FRANCESCHETTI G2 TC 2000							1	1	3:08.149	1:15.497	53.314	59.338	100.4	3:08.149	
	2	1	2:43.139	54.950	50.338	57.851	115.7	5:51.288								
	3	1	2:43.146	55.274	50.347	57.525	115.7	8:34.434								
	1	1	3:03.660	1:22.485	47.312	53.863	102.8	3:03.660								
	2	1	2:34.392	49.073	50.476	54.843	122.3	5:38.052								
	3	1	3:19.357	B	46.904	44.586	1:47.867	94.7	8:57.409							
	4	1	2:43.272	58.469	49.081	55.722	115.6	11:40.681								
5	1	2:11.950	B	47.980		143.1	13:52.631									
6	1	4:00.959	2:21.596	47.049	52.314	78.4	17:53.590									
7	1	2:19.067	47.075	42.983	49.009	135.8	20:12.657									
8	1	2:29.186	50.362	48.173	50.651	126.6	22:41.843									
9	1	2:23.084	47.214	43.252	52.618	132.0	25:04.927									

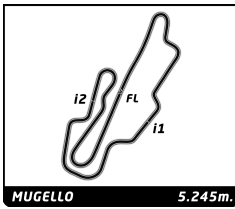


Alfa Revival Cup Mugello Racing Weekend Prove Ufficiali

Sector Analysis

— Invalidated Lap ■ Personal Best ■ Session Best B Crossing the pit lane

Lap	D	Time	Sector 1	Sector 2	Sector 3	Kph	Elapsed	Lap	D	Time	Sector 1	Sector 2	Sector 3	Kph	Elapsed
4	1	2:42.111	54.504	50.768	56.839	116.5	11:16.545								
5	1	4:20.159 B	54.601	54.607	2:30.951	72.6	15:36.704								
6	1	2:56.241	1:07.711	50.722	57.808	107.1	18:32.945								
7	1	2:41.907	54.297	48.855	58.755	116.6	21:14.852								
8	1	2:39.487	53.942	48.207	57.338	118.4	23:54.339								
9	1	2:39.573	53.581	48.721	57.271	118.3	26:33.912								
10	1	5:39.371 B	1:38.447	56.683	3:04.241	55.6	32:13.283								
30 Carrera Team Giulia Sprint GTA															
1.Federico BURATTI I GR 5 1600															
2.Massimiliano BETTATI															
1	1	3:07.579	1:25.722	49.383	52.474	100.7	3:07.579								
2	1	2:27.484	50.205	45.148	52.131	128.0	5:35.063								
3	1	2:28.210	48.178	46.202	53.830	127.4	8:03.273								
4	1	2:22.486	48.556	43.483	50.447	132.5	10:25.759								
5	1	4:53.652 B	49.677			64.3	15:19.411								
6	1	2:42.656	1:03.506	46.840	52.310	116.1	18:02.067								
7	1	2:23.406	48.941	43.882	50.583	131.7	20:25.473								
8	1	2:23.810	49.142	43.670	50.998	131.3	22:49.283								
9	1	2:25.083	49.073	43.661	52.349	130.1	25:14.366								
10	1	2:22.500	48.549	43.257	50.694	132.5	27:36.866								
11	1	2:29.214	48.215	47.540	53.459	126.5	30:06.080								
12	1	2:23.098	48.725	44.036	50.337	132.0	32:29.178								
42 Eclat Racing ASD Alfetta GT America															
1.Gianluca BARDELLI I TC 2000															
2.Nicola CIPPONE															
1	1	5:06.849 B	2:05.088	1:08.877	1:52.884	61.5	5:06.849								
2	1	3:00.981	1:09.417	52.241	59.323	104.3	8:07.830								
3	1	2:44.469	54.912	52.581	56.976	114.8	10:52.299								
4	1	5:48.756 B	54.589	51.705	4:02.462	54.1	16:41.055								
5	1	4:39.429	1:47.973	1:26.515	1:24.941	67.6	21:20.484								
69 Formula GT 1750 GTAm															
1.Bernhard LABER G2 TC 2000															
2.Lukas STOJETZ															
1	1	4:27.167	2:36.516	59.925	50.726	70.7	4:27.167								
2	1	2:13.766	45.278	40.885	47.603	141.2	6:40.933								
77 Alfa Delta OKP Giulia Sprint GTA															
1.WALTER BEN I GR 5 1600															
2.Roberto RESTELLI															
1	1	2:29.238 B	1:42.912			126.5	2:29.238								
2	1	2:36.719	1:00.032	47.479	49.208	120.5	5:05.957								
3	1	2:15.726	46.566	40.778	48.382	139.1	7:21.683								
4	1	2:15.784	46.278	41.063	48.443	139.1	9:37.467								
5	1	2:15.306	46.195	40.761	48.350	139.6	11:52.773								
6	1	4:10.553 B	51.160			75.4	16:03.326								
7	1	2:39.932	1:00.984	47.874	51.074	118.1	18:43.258								
8	1	2:26.524	49.140	45.506	51.878	128.9	21:09.782								
9	1	2:24.759	49.076	45.242	50.441	130.4	23:34.541								
10	1	2:24.956	49.590	44.551	50.815	130.3	25:59.497								
11	1	2:37.505	53.754	50.727	53.024	119.9	28:37.002								
12	1	2:22.820	48.709	44.419	49.692	132.2	30:59.822								
80 Alfa Delta OKP 1750 GTAm															
1.Umberto BRUSTIO G2 TC 2000															
2.Marco BRUSTIO															
1	1	3:01.819	1:18.189	49.252	54.378	103.9	3:01.819								
2	1	2:28.377	49.566	46.004	52.807	127.3	5:30.196								
3	1	2:34.587	49.647	49.144	55.796	122.1	8:04.783								
4	1	4:04.085 B	49.810	45.924	2:28.351	77.4	12:08.868								
5	1	3:11.490 B	1:19.455			98.6	15:20.358								
6	1	2:40.276	1:01.543	47.298	51.435	117.8	18:00.634								
7	1	2:22.249	48.380	43.845	50.024	132.7	20:22.883								
8	1	2:22.337	48.170	44.448	49.719	132.7	22:45.220								
9	1	2:20.501	47.836	43.022	49.643	134.4	25:05.721								
10	1	2:20.096	47.068	43.089	49.939	134.8	27:25.817								
11	1	2:21.006	48.083	43.372	49.551	133.9	29:46.823								
87 Alfa Delta OKP 1750 GTAm															
1.Davide BERTINELLI G2 TC 2000															
1	1	3:18.338	1:39.316	48.183	50.839	95.2	3:18.338								
2	1	2:17.358	47.005	41.477	48.876	137.5	5:35.696								
3	1	2:18.761	45.123	44.401	49.237	136.1	7:54.457								
4	1	2:12.819	45.295	40.263	47.261	142.2	10:07.276								
5	1	12:54.264 B	44.916	40.313	...	24.4	23:01.540								
6	1	2:26.151	54.901	42.504	48.746	129.2	25:27.691								
7	1	2:13.861	45.783	40.531	47.547	141.1	27:41.552								
8	1	2:15.163	44.948	42.024	48.191	139.7	29:56.715								
9	1	2:15.220	44.980	41.864	48.376	139.6	32:11.935								
88 Carrera Team 1750 GTAm															
1.Francesco PANTALEO G2 TC 2000															
2.Marco GUERRA															
1	1	4:07.666	2:18.282	55.597	53.787	76.2	4:07.666								
2	1	2:16.769	47.480	41.440	47.849	138.1	6:24.435								
3	1	2:20.120	47.228	44.758	48.134	134.8	8:44.555								
4	1	2:15.026	45.752	41.651	47.623	139.8	10:59.581								
5	1	5:58.210 B	47.803	46.989	4:23.418	52.7	16:57.791								
6	1	2:30.842	57.652	43.188	50.002	125.2	19:28.633								
7	1	2:19.051	46.906	42.249	49.896	135.8	21:47.684								
8	1	2:22.426	47.721	44.963	49.742	132.6	24:10.110								
9	1	2:19.885	47.456	42.476	49.953	135.0	26:29.995								
10	1	2:18.245	46.797	42.432	49.016	136.6	28:48.240								
93 Formula GT 1750 GTAm															
1.Hans LUGINBUEHL G2 TC 2000															
1	1	3:24.603	1:43.291	49.875	51.437	92.3	3:24.603								
2	1	2:17.675	47.064	41.953	48.658	137.1	5:42.278								
3	1	2:41.145	53.107	55.592	52.446	117.2	8:23.423								
4	1	2:22.661	46.807	44.117	51.737	132.4	10:46.084								
5	1	4:31.278 B	46.925	41.865	3:02.488	69.6	15:17.362								
6	1	1:46.920 B	1:03.765			176.6	17:04.282								
7	1	2:26.440	54.957	42.556	48.927	128.9	19:30.722								
8	1	2:18.168	46.671	42.655	48.842	136.7	21:48.890								
9	1	2:21.512	47.428	44.897	49.187	133.4	24:10.402								
10	1	2:20.076	47.637	42.530	49.909	134.8	26:30.478								



Alfa Revival Cup Mugello Racing Weekend Prove Ufficiali

Sector Analysis

— Invalidated Lap ■ Personal Best ■ Session Best B Crossing the pit lane

Lap	D	Time	Sector 1	Sector 2	Sector 3	Kph	Elapsed	Lap	D	Time	Sector 1	Sector 2	Sector 3	Kph	Elapsed
11	1	2:18.863	47.152	43.241	48.470	136.0	28:49.341	10	1	2:29.290	49.621	45.042	54.627	126.5	28:23.269
12	1	2:20.008	48.326	42.780	48.902	134.9	31:09.349	11	1	2:31.999	52.653	45.722	53.624	124.2	30:55.268
								12	1	2:30.200	51.079	47.225	51.896	125.7	33:25.468

105 Alfa Delta OKP
1. Ambrogio PERFETTI
1750 GTAm
G2 TC 2000

1	1	3:26.413	1:50.579	46.831	49.003	91.5	3:26.413
2	1	2:17.275	46.683	41.829	48.763	137.5	5:43.688
3	1	5:00.938B	46.888	42.165	3:31.885	62.7	10:44.626
4	1	4:31.159B	58.003	43.609	2:49.547	69.6	15:15.785
5	1	1:47.327B	1:04.765			175.9	17:03.112
6	1	2:26.022	53.054	43.282	49.686	129.3	19:29.134
7	1	2:12.761	44.845	39.953	47.963	142.2	21:41.895
8	1	2:27.390B	52.481			128.1	24:09.285
9	1	2:23.756	53.828	41.583	48.345	131.3	26:33.041
10	1	2:14.903	45.768	41.423	47.712	140.0	28:47.944

112 Carrera Team
1. Antonio PALMA
2. Guglielmo MAGGIO
GT Veloce 2000
H1 T 2000

1	1	3:24.150	1:28.744	56.500	58.906	92.5	3:24.150
2	1	2:49.067	56.822	51.747	1:00.498	111.7	6:13.217
3	1	2:49.651	58.818	50.721	1:00.112	111.3	9:02.868
4	1	2:50.389	57.700	51.931	1:00.758	110.8	11:53.257
5	1	3:56.489B	1:01.858			79.8	15:49.746
6	1	3:05.148	1:07.518	55.081	1:02.549	102.0	18:54.894
7	1	2:56.037	59.699	54.162	1:02.176	107.3	21:50.931

116 Scuderia Biondetti
1. Franco MONGUZZI
1750 GTAm
G2 TC 2000

1	1	3:30.573	1:57.669	43.924	48.980	89.7	3:30.573
2	1	2:15.792	46.529	41.499	47.764	139.1	5:46.365
3	1	2:17.279	45.558	41.243	50.478	137.5	8:03.644
4	1	2:15.200	45.212	41.953	48.035	139.7	10:18.844
5	1	5:10.743B	45.544	41.591	3:43.608	60.8	15:29.587
6	1	2:50.679	1:03.333	56.895	50.451	110.6	18:20.266
7	1	2:16.739	45.698	42.367	48.674	138.1	20:37.005
8	1	2:16.638	45.867	42.192	48.579	138.2	22:53.643
9	1	2:19.141	46.138	42.687	50.316	135.7	25:12.784
10	1	2:17.127	46.021	42.377	48.729	137.7	27:29.911
11	1	2:17.181	46.978	42.148	48.055	137.6	29:47.092
12	1	2:17.139	46.026	42.233	48.880	137.7	32:04.231

125 Carrera Team
1. Giovanni SERIO
2. Franco MISCHIS
Giulia Sprint GTA
F TC 1600

1	1	3:39.776	1:49.853	51.684	58.239	85.9	3:39.776
2	1	2:37.066	52.825	48.925	55.316	120.2	6:16.842
3	1	2:40.610	53.962	50.039	56.609	117.6	8:57.452
4	1	2:35.356	52.045	48.361	54.950	121.5	11:32.808
5	1	4:13.957B	51.876			74.4	15:46.765
6	1	2:41.316	1:00.601	46.415	54.300	117.0	18:28.081
7	1	2:29.964	50.193	47.099	52.672	125.9	20:58.045
8	1	2:28.116	50.009	46.084	52.023	127.5	23:26.161
9	1	2:27.818	50.134	45.853	51.831	127.7	25:53.979

138 Alfa Delta OKP
1. Fred Arve MONSEN
Giulia Sprint GTA
G2 GTS 1600

1	1	3:16.669	1:33.039	50.941	52.689	96.0	3:16.669
2	1	2:22.632	49.728	43.283	49.621	132.4	5:39.301
3	1	2:23.346	47.656	42.868	52.822	131.7	8:02.647
4	1	2:20.796	47.992	42.966	49.838	134.1	10:23.443
5	1	5:01.370B	47.627	42.907	3:30.836	62.7	15:24.813
6	1	2:35.660	59.049	45.970	50.641	121.3	18:00.473
7	1	2:22.747	48.848	44.504	49.395	132.3	20:23.220
8	1	2:20.719	48.325	43.127	49.267	134.2	22:43.939
9	1	2:20.923	48.217	42.682	50.024	134.0	25:04.862
10	1	2:21.402	48.577	42.654	50.171	133.5	27:26.264
11	1	2:22.396	48.631	43.835	49.930	132.6	29:48.660
12	1	2:20.876	47.783	42.931	50.162	134.0	32:09.536

151 Alfa Race Team
1. André KARDOL
GT Veloce 2000
H2 TC 2000

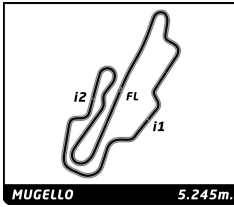
1	1	3:07.060	1:18.915	51.005	57.140	100.9	3:07.060
2	1	2:32.688	52.162	47.458	53.068	123.7	5:39.748
3	1	2:32.416	52.558	46.777	53.081	123.9	8:12.164
4	1	2:35.251	51.388	50.218	53.645	121.6	10:47.415
5	1	4:25.282B	51.379	46.517	2:47.386	71.2	15:12.697
6	1	2:54.913	1:11.043	50.074	53.796	108.0	18:07.610
7	1	2:31.810	51.566	47.045	53.199	124.4	20:39.420
8	1	2:29.711	50.293	46.758	52.660	126.1	23:09.131
9	1	2:33.736	51.534	47.155	55.047	122.8	25:42.867
10	1	2:33.182	51.056	47.272	54.854	123.3	28:16.049
11	1	2:39.319	53.509	49.480	56.330	118.5	30:55.368

163 Formula GT
1. Atul SAINI
2. Peter PRALLER
Giulia Sprint GTA
G1 GR 5 1600

1	1	3:26.783	1:30.069	57.689	59.025	91.3	3:26.783
2	1	2:44.835	55.663	52.723	56.449	114.6	6:11.618
3	1	2:46.684	55.284	53.197	58.203	113.3	8:58.302
4	1	4:32.625B	55.034	54.489	2:43.102	69.3	13:30.927
5	1	4:13.933	2:39.537	44.198	50.198	74.4	17:44.860
6	1	2:23.258	48.371	44.459	50.428	131.8	20:08.118
7	1	2:22.485	48.285	44.148	50.052	132.5	22:30.603
8	1	2:22.611	48.049	44.188	50.374	132.4	24:53.214

188 Alfa Delta OKP
1. Fabrizio ZAMUNER
2. Arturo MERZARIO
Giulia Sprint GTA
G2 GTS 1600

1	1	3:00.590	1:14.810	51.288	54.492	104.6	3:00.590
2	1	2:27.104	49.555	45.344	52.205	128.4	5:27.694
3	1	2:23.401	48.682	43.244	51.475	131.7	7:51.095
4	1	2:22.678	48.519	43.502	50.657	132.3	10:13.773
5	1	5:08.784B	48.584	43.000	3:37.200	61.1	15:22.557
6	1	2:45.499	1:02.130	49.781	53.588	114.1	18:08.056



Alfa Revival Cup Mugello Racing Weekend Prove Ufficiali

Sector Analysis

— Invalidated Lap ■ Personal Best ■ Session Best B Crossing the pit lane

Lap	D	Time	Sector 1	Sector 2	Sector 3	Kph	Elapsed	Lap	D	Time	Sector 1	Sector 2	Sector 3	Kph	Elapsed
7	1	2:30.608	50.122	46.954	53.532	125.4	20:38.664								
8	1	2:29.598	50.190	46.645	52.763	126.2	23:08.262								

306	Carrera Team	Giulia Sprint GTA
	1. Massimo GUERRA 2. Marco GUERRA	I GR 5 1600

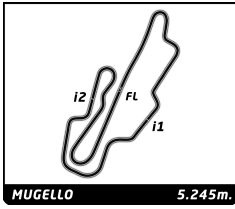
1	1	4:00.124	2:14.762	52.672	52.690	78.6	4:00.124
2	1	2:16.788	46.012	42.683	48.093	138.0	6:16.912
3	1	2:15.592	46.664	41.145	47.783	139.3	8:32.504
4	1	2:15.557	45.423	40.457	49.677	139.3	10:48.061
5	1	5:36.612 B	45.534	41.557	4:09.521	56.1	16:24.673
6	1	2:26.204	55.503	40.929	49.772	129.1	18:50.877
7	1	3:07.962 B	45.168	40.684	1:42.110	100.5	21:58.839
8	1	2:35.105	58.370	46.535	50.200	121.7	24:33.944
9	1	2:13.538	45.529	40.391	47.618	141.4	26:47.482
10	1	2:12.983	45.108	40.373	47.502	142.0	29:00.465

326	Irpinia Northwest Jolly	Alfetta GT Turbodelta
	1. Alessandro MORTEO 2. Lorenzo MORAMARCO	I GTS 2800

1	1	4:48.388	3:18.036	42.222	48.130	65.5	4:48.388
2	1	2:14.337	44.825	41.882	47.630	140.6	7:02.725
3	1	2:16.430	44.595	41.941	49.894	138.4	9:19.155

356	Circolo della Biella	1750 GTAm
	1. Carlo BARBOLINI CIONIN	G2 TC 2000

1	1	3:34.302	1:42.862	53.684	57.756	88.1	3:34.302
2	1	3:29.113 B	49.342	49.278	1:50.493	90.3	7:03.415
3	1	2:29.050	56.049	43.054	49.947	126.7	9:32.465
4	1	2:18.769	47.197	42.422	49.150	136.1	11:51.234
5	1	4:07.043 B	52.273			76.4	15:58.277
6	1	2:36.986	1:03.191	44.706	49.089	120.3	18:35.263
7	1	2:18.271	46.758	42.270	49.243	136.6	20:53.534
8	1	2:18.086	47.065	42.264	48.757	136.7	23:11.620
9	1	2:31.248	48.760	50.286	52.202	124.8	25:42.868
10	1	2:17.714	46.484	42.160	49.070	137.1	28:00.582
11	1	2:19.626	46.847	43.252	49.527	135.2	30:20.208
12	1	2:17.751	46.508	42.249	48.994	137.1	32:37.959
13	1	2:17.084	46.769	41.751	48.564	137.7	34:55.043



Alfa Revival Cup

Mugello Racing Weekend

Prove Ufficiali

Weather Report

